



498 1000 498



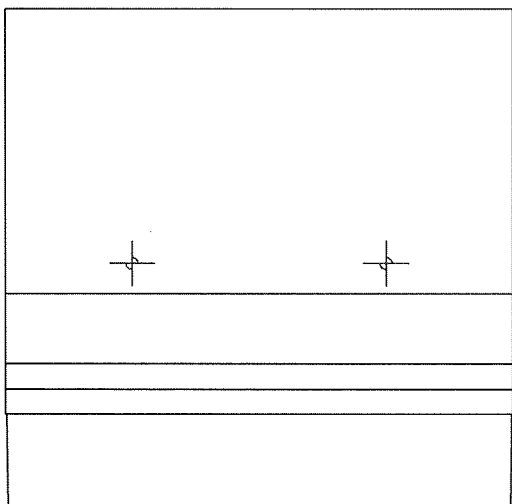
358 101 275 1119  
97



206 1394  
950 1000 gaten  $\varnothing$  32/48 mm.  
350 1600 dlep 150 mm.  
1950

Inhoud : 1,396 m<sup>3</sup>/2m'  
gewicht : 3,351 ton./2m'

1119  
1950  
358 97 275 101



1996

keerwand type 250LTDK2

DD: 14-05-02



**KEMPER KEERWANDEN**

tel: 013-4651651 fax: 013-4651638